



**Installation Manual for Blank Unshielded Keystone Jack Plastic Patch-Panels**  
HCS P/N P00-01610-1U P00-02410-1U P00-03210-2U


**Basic Blank 1U Metal Frame Panel**




**Basic Blank 2U Metal Frame Panel**



**4-Port Plastic Insert**



**6-Port Plastic Insert**



1. Mount the blank metal frame into a 19" rack. Secure with the 4 screws (included).
2. Insert the relevant plastic inserts into the metal frame to obtain the number of ports needed with 1U or 2U panels.
3. Terminate the horizontal cables with the relevant unshielded keystone jacks according to the manuals provided.
4. Click the terminated keystone jack into the correct port and secure the cable with the tie-wrap (included).

